

NORTH -EX PUBLIC SCHOOL(RECOGNISED)
WINTER BREAK PROJECT WORK
(1-1-26 TO 15-1-26)
SESSION - 2025-26
CLASS -PRE -PRIMARY

Name : _____

Allocation of Marks		
English.	___/	3
Hindi	___/	3
Maths	___/	3
E.v.s.	___/	3
V.Art.	___/	3



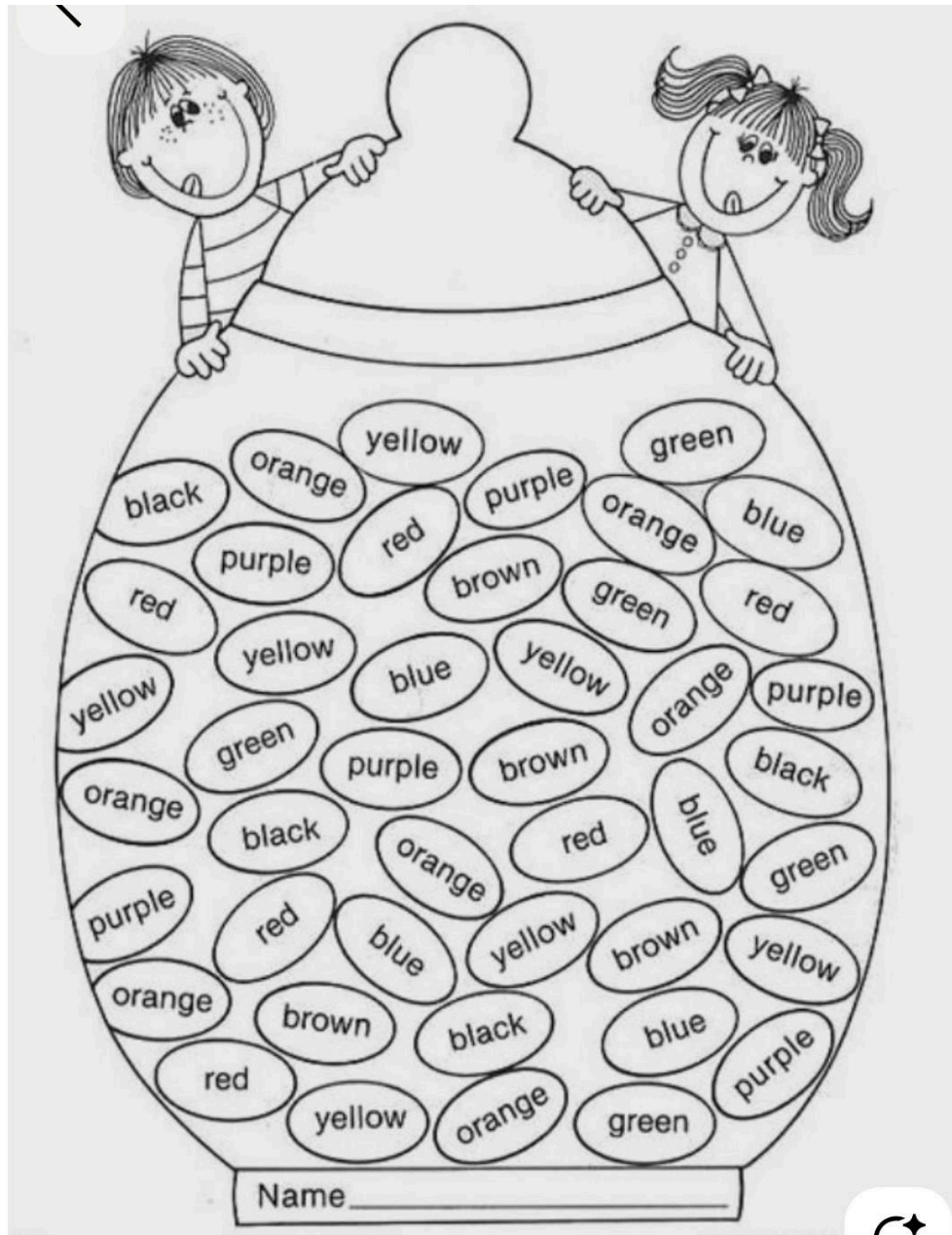
ENGLISH

Q1: Read the words and look at the given picture. Colour the boxes with the rhyming words.

 pet	 jet  hut  map	 pop	 ten  rat  mop	 sit	 tap  mitt  pen
 hug	 hit  hat  bug	 hip	 lip  rug  win	 map	 mug  cap  men
 fin	 cut  bin  cap	 cat	 nap  kit  hat	 hut	 nut  stop  hen

Q2 : Count the candies and colour accordingly to make it a more colourful jar.

Orange ____ Purple ____
Black ____ yellow ____
Red ____ blue ____
Brown ____ Green ____



Q3: Prepare flash cards of the days of the week referring to the picture below.



Roll No 1 to 5. (Monday ,Tuesday, Wednesday)

Roll No 6 to 10 (Thursday, Friday, Saturday)

Roll no 11 to 15 (January to June)

Roll no 16 to 24. (july to December)

हिंदी

प्रश्न 1 दिए गए वर्णों को मिलान करके नए शब्द बनाएं।

क	ल	कल
	म	कम
	प	कप

फ	ल	
	न	
	ट	

स	र	
	ब	
	च	

आ	प	
	म	
	ग	

ह	म	
	ल	
	क	

म	न	
	ल	
	र	

सोच समझकर...

बच्चों, इन शब्दों का पहला अक्षर कहीं खो गया है। आओ, गुब्बारों में से अक्षर चुनकर इन शब्दों को पूरा करें।



— च क न

ज
ग
र



— र ग द

र
त
न



— ट ह ल

स
र
त



— र व ल

ल
ट
न



— र ब त

ल
ग
म



प्रश्न 3 दो ,तीन और चार अक्षर के फ्लैश कार्ड बनाए ।

रोल न :

1 से 8 - दो अक्षर के शब्द


9 से 16 - तीन अक्षर के शब्द

17 से 24 - चार अक्षर के शब्द




MATHS

Q1 Colour the picture and count the shapes and write the number on the given space



Q2 Prepare a clock as per given picture and show the time you wake up in the morning.



Material required - coloured sheets , sketch pens and glue.

Q3 Put the correct sign ($>$ $=$ $<$)

Name _____


Greater Than & Less Than

Directions: Write the correct sign ($<$, $>$, $=$) in each circle.


51 <input type="text"/> 24	36 <input type="text"/> 45
82 <input type="text"/> 97	7 <input type="text"/> 17
70 <input type="text"/> 63	53 <input type="text"/> 35
19 <input type="text"/> 19	8 <input type="text"/> 83
62 <input type="text"/> 60	22 <input type="text"/> 27
42 <input type="text"/> 42	3 <input type="text"/> 9
71 <input type="text"/> 38	84 <input type="text"/> 16
96 <input type="text"/> 96	73 <input type="text"/> 73
67 <input type="text"/> 59	15 <input type="text"/> 18

E.V.S

Q1 Draw a cap and make design with white crayon now paint it with any colour to make a beautiful woollen cap as shown in given picture.



Q2 Colour the picture using day and night concept accordingly.



**Q3 : Prepare flash cards according to
Given pictures for reference**

Roll no 1 to 8 - snowman

Roll no 9 to 16 - reindeer

Roll no 17 to 24 penguin



Visual Art

Q1 Take the cut out of mug of soup and paste cotton on it as shown in the given picture and decorated it



**Q2 : Make a colourful hot air balloon using a paper plate ,straw ,disposable Cup or disposable bagand some threads or ribbons
.(As shown in picture)**



Q2 : Take pista/peanut shells and colour it with different colours and draw a beak to make a beautiful birds now paste it on tree.

